MALE END VIEW (P1)	FEMALE END VIEW (J1&J2)
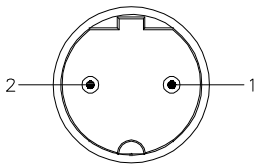	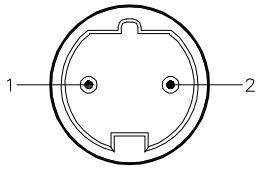
1 = WHITE 2 = BLACK	1 = WHITE 2 = BLACK
M16 connector	M16 connector

WIRING DIAGRAM

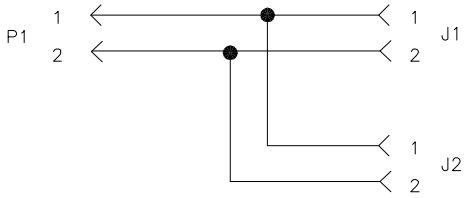

SPECIFICATIONS

MOLDED BODY MATERIAL/COLOR	TPU/BLACK
CONTACT CARRIER MATERIAL	TPU
CONTACT MATERIAL/PLATING	BRASS/GOLD(P1), TECU/GOLD(J1,J2)
COUPLING NUT MATERIAL/PLATING	BRASS/NICKEL
RATED CURRENT [A]	18.0 A
RATED VOLTAGE [V]	600 V
OUTER JACKET MATERIAL/COLOR	PVC/BLACK
CONDUCTOR INSULATION MATERIAL	PVC
NUMBER OF CONDUCTORS [AWG]	2x12 AWG
TEMPERATURE RANGE	−40°C TO +90°C (−40°F TO +194°F)
PROTECTION CLASS	MEETS IEC IP67

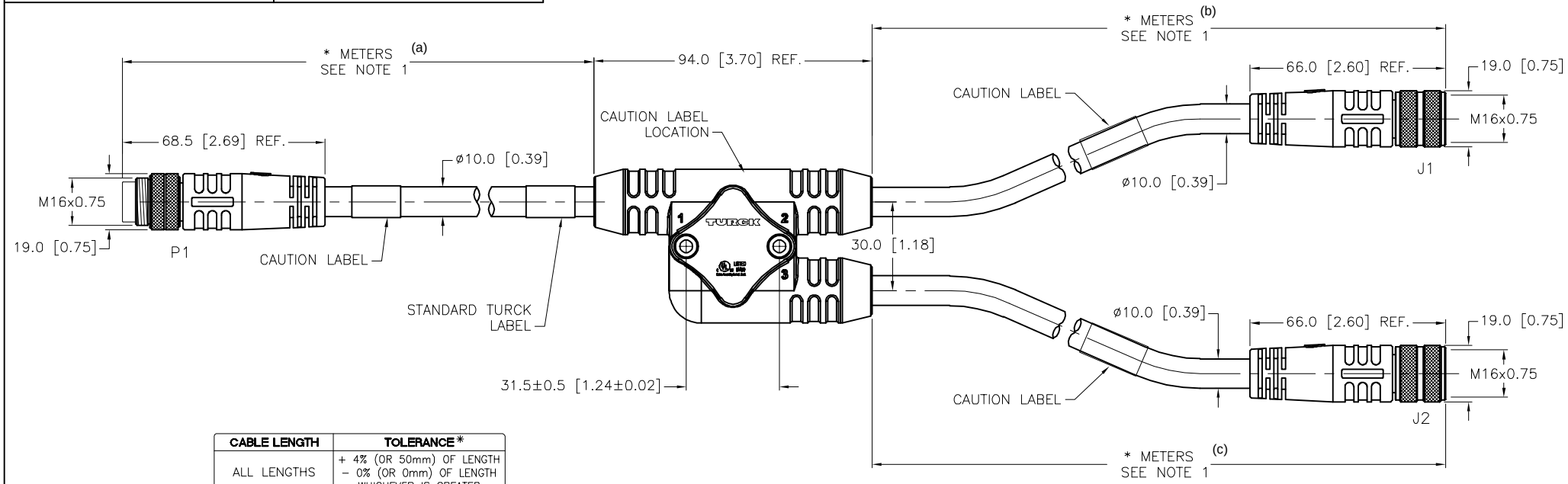

CABLE LENGTH	TOLERANCE *
ALL LENGTHS	+ 4% (OR 50mm) OF LENGTH − 0% (OR 0mm) OF LENGTH WHICHEVER IS GREATER
STRIP LENGTH	**TOLERANCE ***
0−7mm	±0.5mm
8−29mm	±1.0mm
30−49mm	±2.0mm
50−69mm	±3.0mm
70−100mm	±4.0mm
OVER 100mm	±5.0mm
* UNLESS OTHERWISE SPECIFIED	

SOURCE DRAWING - FOR REFERENCE ONLY

NOTES:

1. "*" INDICATES CABLE LENGTH IN METERS. CONTACT TURCK TO ORDER SPECIFIC LENGTHS.

CAUTION:
RISK OF ELECTRICAL SHOCK
DO NOT DISCONNECT UNDER LOAD

REV	DESCRIPTION	BY	DATE	ECO NO.
G	UPDATE CONDUCTOR MATERIAL CALLOUT	RDS	06/13/16	55092

RELATED DOCUMENTS
1.
2.
3.
4.

3RD ANGLE PROJECTION

THIS DRAWING IS CONFIDENTIAL AND THE PROPERTY OF TURCK INC. USE OF THIS DOCUMENT WITHOUT WRITTEN PERMISSION IS PROHIBITED.

TURCK

3000 CAMPUS DRIVE
MINNEAPOLIS, MN 55441
1−800−544−7769
(763) 553−7300
(763) 553−0708 fax
www.turck.us

MATERIAL: SEE SPECIFICATIONS

FINISH: SEE SPECIFICATIONS

ALL DIMENSIONS DISPLAYED ON THIS DRAWING ARE FOR REFERENCE ONLY

CONTACT TURCK FOR MORE INFORMATION

DRFT: RDS | DATE: 08/18/08
APVD: | SCALE: 1=2.0

UNIT OF MEASUREMENT
MILLIMETERS

DO NOT SCALE THIS DRAWING

DESCRIPTION: SH−BSM/2BKM 22−380−*/*/*
(a)(b) (c)

IDENTIFICATION NO.:

REV: G

FILE: 777022667

SHEET 1 OF 1